



Princess 42

£219,950 • Lymington United Kingdom (UK) • Used • 2006

Presented by

Justin Garwell
Phone: +44 (0) 1305 766504

JD YACHTS LIMITED

80 THE ESPLANADE
DT4 7AA WEYMOUTH
United Kingdom (UK)




Details

Make:	Princess
Model:	42
Year:	2006
Condition:	Used
Engine:	Volvo TAMD 75P EDC, 480 hp
Engine type:	
Fuel type:	Diesel
Length:	13.48 m (44.23 ft)
Beam:	4.14 m (13.58 ft)
Cabins:	0
Berths:	0



JD YACHTS
LIMITED



7zea.com

Description

ENG
2006. 2 x 480 HP Volvo TAMD 75P EDC
4 berths in 2 cabins
Lying: Lymington UK

ENG
Extras

Furuno GPS Chartplotters to Upper & Lower Helm Positions
Furuno Open Array Radar
Autohelm A6001+ to Upper & Lower Helm Positions
Autopilot to Upper & Lower Helm Positions
AIS
Bow & Stern Thrusters with Joystick Controls to Upper & Lower Helm Positions
KVH M5 Tracvision (+ Additional Dummy Dome)
Onan 9.5Kw Generator
Eberspacher Diesel Heating
Bimini
Holding Tank
Natural Light Cherry Wood Interior Furniture
Two Seater Sofa to Port Side
Bespoke Stainless Steel Tender Frame

Standard Specification

220/240 Volt

Shore support inlet in cockpit locker with storage for cable
Polarity check system
Earth leakage safety trip
Circuit breakers on all circuits
Power points (240v) in:
Owner's suite
Guest suite
Galley
Saloon
Shaver points in both bathrooms

Accommodation

All cabins feature opening portholes and 240v power points
All bathrooms feature electric quietflush toilets and 240v shaver points

Aft Cockpit

Self-draining
Upholstered seat with fender and life raft stowage space below
Cockpit lighting
Cockpit cover
Stainless steel handrails
Gas strut assisted hatch to lazarette stowage area
Lockable access hatch to engine room
Overboard vented, self-draining locker for 2 gas bottles
Transom door leading to integral bathing platform
Reserve manual bilge pump and controls
Remote fuel cocks located in locker
Full-length transom bathing platform with foldaway swimming ladder, hot and cold shower, teak decking, storage compartment and dinghy storage removable chock system
220/240v shore support inlet and cable stowage locker

Bilge Pumps

Automatic electric bilge pumps (with manual override) in:
Engine room
Forward accommodation
Aft lazarette (4 in all)

Deck Fittings

Teak-laid transom platform, cockpit deck, flybridge stairway and stairs to side decks
Reversible electric anchor winch with foredeck, main helm and flybridge controls
Self-stowing 16kg Delta anchor with 30 meters of chain
Stemhead roller with automatic anchor launch and retrieve
Deck hatch access to chain locker
Stainless steel bow, stern and spring cleats
Bow and stern fairleads
Stainless steel pulpit and guard rails
Stainless steel coachroof and flybridge handrails
Foredeck hatch
Stainless steel rubbing band with rubber insert
Full set of IMCO navigation lights
Riding light
Dual station remote control searchlight
Twin electric horns
Fuel and water fillers

Deck Saloon

U-shaped sofa with dining table to starboard (converts to double berth)
Moveable 2-seater sofa
Stereo CD/radio with saloon and exterior speakers
Sideboard units with glass, bottle and general stowage and space for optional refrigerator
Curtains, venetian blinds or sunscreens to all windows and doors
Tinted opening side windows
Overhead lighting
Triple stainless steel framed sliding doors to cockpit
Clock with barometer

Dual Station Instruments And Controls At Flybridge And Lower Helm Position

Rudder position indicator
Electronic engine controls
Visual and audible engine warning system
Hydraulic steering
Electric anchor winch remote control
Trim tab controls with indicators
VHF with DSC R/T with intercom to flybridge
Speed and distance log
Echo sounder with alarm
Remote control searchlight
High speed magnetic compass
Horn button
Bilge pump controls with visual 'pump running' warnings
24v and 220/240v electrical control panels
PVC sunscreens
Riding light, helm and navigation light control switches
12v outlet
Chart table with light and chart stowage
Sliding tinted side window adjacent to helmsman
Stowage under helm seat

Flybridge

Dual station instrument controls (see Lower Helm Position)
Double helm seat with fore and aft adjustment
U-shaped upholstered sofa with drinks table
Double sunbed with cushions
Loudspeakers linked to saloon stereo CD/radio
Integral stairway from aft cockpit with access hatch
Wind deflector screens
Stainless steel handrails
GRP radar arch
Console and seat covers

Matched whip aerials for VHF R/T and radio
Refrigerated top loading cool box
Bilge pump audible alarm

Fuel System

Fuel fillers on port and starboard side decks
High-capacity fuel filters/water traps
Remote fuel cock controls in cockpit locker
Fuel gauges at lower helm position

Galley

Avonite worktop
Extractor fan
Combination microwave/ conventional oven with grill
Twin-bowl stainless steel sink with mixer tap
24v/240v fridge/freezer
Overhead lighting
Dedicated crockery and cutlery stowage
General storage cupboards
Sliding tinted window

Guest En-suite Shower/wc

Washbasin with mixer tap
Shower area with automatic pump-out
Extractor fan
WC roll holder
Glass holder
Soap dish in shower
Towel ring
Mirror
Storage lockers
Separate access to passageway

Guest Suite

Two full-size single berths
Wardrobe with shelf space
Storage lockers
Overhead lighting and individual berth lights

Lower Helm Position

Twin helm seats with fore and aft adjustment for helmsman
Twin windscreen wipers with blade-mounted freshwater screen wash system
Burr elm instrument console with engine instruments and fuel gauges

Owner's Suite

Large double bed with drawers below
Large wardrobe
Forward mirror
Dressing table with mirror
Cupboard with shelves
Overhead lighting and individual berth lights
Deck hatch with flyscreen and blind
Washbasin with mixer tap
Separate shower area with automatic pump-out
Extractor fan
WC roll holder
Glass holder
Soap dish in shower
Towel ring
Mirror
Storage locker

Power And Drive Systems

4-bladed propellers in nickel aluminium bronze
Engine room lighting
Hydraulic steering system
Lockable access hatch and ladder from cockpit to engine room

Trim tabs with indicators
Electronic engine and gear shift controls
Engine room extractor fan with electronic time delay
2 x heavy-duty batteries for engine starting
4 x heavy-duty auxiliary batteries
Battery link facility with remote control at helm position
Both battery banks are charged using a voltage sensitive relay that parallels both battery banks when a charging source is present
60-amp 24v float battery charger
Remote battery master switches with control switch at main switch panel
Circuit breakers on all circuits
24v to 12v voltage dropper on certain navigation and radio circuits

Water System

Water heated by engine and 240v immersion heater
Automatic water pump with filter
Main circuit breaker at switch panel
Water level gauge
Deck filler

General information

Make:	Princess
Model:	42
Year:	2006
Condition:	Used

Engine

Engine:	Volvo TAMD 75P EDC, 480 hp
Engine type:	
Fuel type:	Diesel

Measurements

Length:	13.48 m (44.23 ft)
Beam:	4.14 m (13.58 ft)
Deep:	1.09 m (3.58 ft)
Weight:	12500 ()

Accommodation

Cabins:	0
Berths:	0

Images



Image courtesy of JD Yachts



Image courtesy of JD Yachts



Image courtesy of JD Yachts



Image courtesy of JD Yachts



Image courtesy of JD Yachts



Image courtesy of JD Yachts



Image courtesy of JD Yachts



Image courtesy of JD Yachts



Image courtesy of JD Yachts



Image courtesy of JD Yachts



Image courtesy of JD Yachts



Image courtesy of JD Yachts



Image courtesy of JD Yachts



Image courtesy of JD Yachts



Image courtesy of JD Yachts



Image courtesy of JD Yachts



Image courtesy of JD Yachts



Image courtesy of JD Yachts



Image courtesy of JD Yachts



Image courtesy of JD Yachts




Image courtesy of JD Yachts



Image courtesy of JD Yachts



Image courtesy of JD Yachts



Image courtesy of JD Yachts




Image courtesy of JD Yachts



Image courtesy of JD Yachts



Image courtesy of JD Yachts

JD YACHTS LIMITED

80 THE ESPLANADE

DT4 7AA WEYMOUTH

United Kingdom (UK)

Phone: +44 (0) 1305 766504

<http://jdyachts.com>



 YACHTS.